



SSAA QUEENSLAND  
PISTOL METALLIC SILHOUETTE  
GUIDE TO THE  
NATIONAL RIFLE ASSOCIATION  
OF AMERICA  
PISTOL RULES

VERSION 1 - 2016

This SSAA Guide to the NRA Pistol Metallic Silhouette Rules is a precis written to assist members' understanding and knowledge of the Rules of the competitions.

On matters where this Guide is silent, refer to the current edition of the NRA Pistol Metallic Silhouette Rules.

In all matters regarding safety, the standard SSAA conventions, including procedures for a stuck live round, and any applicable local Range Safety Rules will apply.

In all other matters, standard SSAA conventions and Rules for its target shooting disciplines should be taken into consideration.

State Competition (shoulder-to-shoulder) held annually, consists of 10 selected primary matches with several postal / secondary matches in addition, conducted throughout a calendar year. All of these competitions will be classified or graded events.

A State Tournament (Aggregate Match) may be conducted on one day, or successive days, or may provide for intervening days between portions of the tournament, such as tournaments programmed to be conducted over more than one weekend.

### **1. EQUIPMENT AND AMMUNITION - (NRA Pistol Rules-Section 3)**

- Use of telescope or other optical device to spot shots is permitted
- Gloves may be worn on either or both hands BUT must NOT afford artificial support
- Wrist bands, tight or inflexible clothing prohibited
- Ammunition loads that damage targets may be disapproved by Host Branch
- Eye protection strongly recommended
- Hearing protection strongly recommended
- Empty Chamber Indicators (ECI's) required
  - \* Keep action open and indicate that chamber is empty
  - \* Yellow or orange flag extending from firearm receiver
- **NO HOLSTERS TO BE USED FOR ANY PURPOSE**

### **2. GENERAL PISTOL SPECIFICATIONS - (NRA Pistol Rules-Section 3)**

Pistols must be weighed, measured and certified before being fired in a match. Any replacement pistol must be certified.

Loads that damage targets may be disapproved by the Range Officer or Host Branch.

#### **(i) HUNTER'S PISTOL**

- 5lb (2.27Kg) maximum weight complete with all sighting equipment
- safe trigger
- barrel no longer than 12 inches (304mm) measured from breech face to muzzle (revolver barrel measurement will not include cylinder)
- barrel must not be rebored / rechambered to accommodate a cartridge other than that for which it was originally manufactured
- any action type except bolt action (including turn bolt or straight pull)
- pistol must be or have been a catalogue item readily available to the general public, with no visible external modifications

- Pistol Cartridges which may be used

\* Any Magnum Rimfire cartridge (eg. .22 mag , .17 HMR) ; .22 Hornet ; .25-20 ; .270 Ren. ; .30 carbine ; .32 ; .32-20 ; 9mm ; .357 ; .357 Auto Mag. ; all standard .38 and .380 pistol and revolver cartridges ; 10mm ; .40 S&W ; .41 AE ; .41 ; .44 and .45 calibre identical in exterior case dimensions to unaltered factory pistol cases.

\* Maximum case length for 9mm, .357 (and .38), .41, .44 and .45 shall be established as that of a 9mm Steyr (0.90"), .357 S&W Mag. (1.29"), .41 S&W Mag. (1.28"), .44 Auto Mag. (1.298") and .45 Colt (1.29"), 10mm (1.00"), .41 AE (0.866"), .40 S&W (0.847") respectively.

**Permitted**

- (a) Non-functional protective or decorative external finishes eg. engraving, inlays, inscriptions
- (b) Replacement of sights

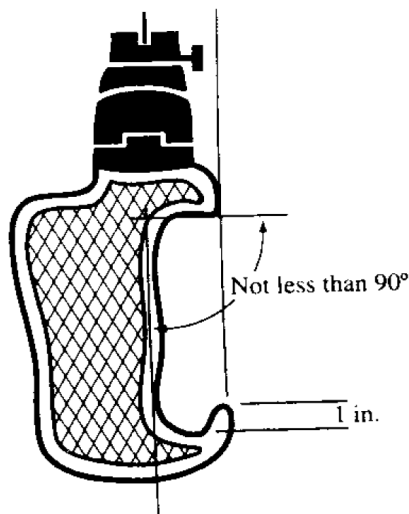
**Scopes**

- not more than 1 ½ inches (38mm) above the pistol (top of receiver / barrel to underside of scope tube)
- not offset from the top centerline of receiver

**Metallic Sights**

- must be furnished by a manufacturer
- may not be altered
- front sights post or bead, may be hooded or use post inserts only
- original sights may be replaced with sights which were specifically manufactured to fit the handgun without alteration to the sights, sight assembly or handgun

- (c) Replacement of grips and fore-end with custom or hand-made
  - heel rest may extend at a right angle to the grip only
  - rear part of frame or grip which rests on top of the hand between thumb and forefinger must not be longer than 1 ½ inches (38mm)
  - checkering / stippling allowed

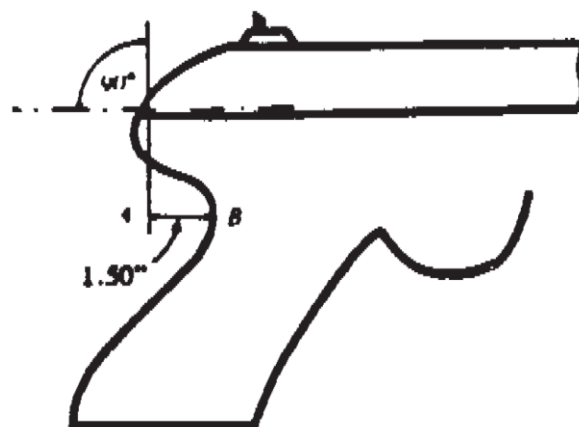
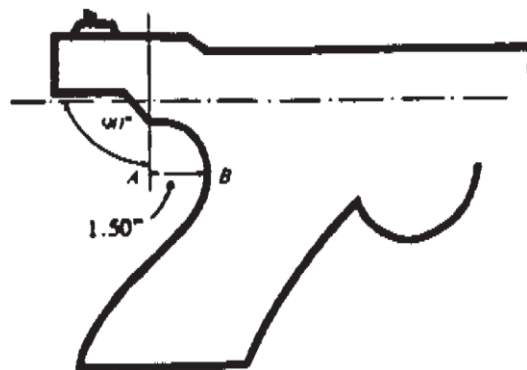


(Fig A- grip dimensions)

- (d) Magnaporting or gas venting
- (e) Wide "target" style hammers, triggers and hammer shoes
- (f) Hammer extensions to clear scopes
- (g) Rebarrelling with any standard barrel similar in size and dimension to the original
- (h) Crowning of barrel to depth no more than 1/8 inch (3mm) inward from outside edge of muzzle.

**Prohibited**

- (a) Metallic Sights with
  - covered rear sights and sight tubes
  - replacement sights that extend sight radius by more than 1 inch (25mm)
  - front sights or assemblies that extend beyond the muzzle
- (b) Any sighting device programmed to activate the firing mechanism
- (c) Any part of grip or accessories which encircle the hand
- (d) Heel rest or thumb rest with upward curvature
- (e) Downward curvature of side opposite the thumb



- (f) Additional devices or modifications which aid in holding, gripping or supporting the pistol
- (g) Extended slides or barrels on auto pistols
- (h) Removal of fore-end
- (i) Any crowning must not reduce outer length of barrel

**(ii) HUNTER'S PISTOL METALLIC SIGHTS**

- A pistol conforming to Hunter's Pistol specifications BUT
- NO optical, electronic or Olympic style sights permitted .

**(iii) SMALLBORE HUNTER'S PISTOL METALLIC SIGHTS**

- A pistol conforming to Hunter's Pistol specifications BUT
- Must be chambered for only .22 calibre short, long or long rifle rimfire cartridge.

**(iv) LONG RANGE UNLIMITED STANDING PISTOL**

- 8lb (3.63Kg) maximum weight unloaded with magazine, including scope and mounts
- maximum 15 inches (381mm) sight radius
- barrel no longer than 15 inches (381mm) measured from breech face to muzzle (revolver barrel measurement will not include cylinder)

**Permitted**

- (a)** Telescopic or other optical sights

**Prohibited**

- (a)** Any sighting device programmed to activate the firing mechanism

**(v) LONG RANGE CONVENTIONAL PISTOL**

- 5lb (2.27Kg) maximum weight complete with all sighting equipment
- barrel no longer than 12 inches (304mm) measured from breech face to muzzle (revolver barrel measurement will not include cylinder)
- any action type except bolt action (including turn bolt or straight pull)
- pistol must be or have been a catalogue item readily available to the general public, equipped with metallic sights

**Permitted**

- (a)** Any older gun brought up to current factory specifications using only factory catalogue sights and other accessories
- (b)** Non-functional protective or decorative external finishes eg. engraving, inlays, inscriptions
- (c)** Replacement of Metallic Sights
- sighting plane not more than 1 ½ inches (38mm) above the pistol (top of receiver / barrel)
  - must be furnished by a manufacturer
  - may not be altered
  - original sights may be replaced with sights which were specifically manufactured to fit the handgun without alteration to the sights, sight assembly or handgun
- (d)** Replacement of grips and fore-end with custom or hand-made
- heel rest may extend at a right angle to the grip only
  - rear part of frame or grip which rests on top of the hand between thumb and forefinger must not be longer than 1 ½ inches (38mm)
  - checkering / stippling allowed
- (e)** Wide "target" style hammers, triggers and hammer shoes

- (f) Rebarrelling with any standard barrel similar in size and dimension to the original

**Prohibited**

- (a) Metallic Sights with
  - covered rear sights and sight tubes
  - replacement sights that extend sight radius by more than 1 inch (25mm)
  - front sights or assemblies that extend beyond the muzzle
- (b) Any sighting device programmed to activate the firing mechanism
- (c) Any part of grip or accessories which encircle the hand
- (d) Heel rest or thumb rest with upward curvature
- (e) Downward curvature of side opposite the thumb
- (f) Additional devices or modifications which aid in holding, gripping or supporting the pistol

**(vi) LONG RANGE CONVENTIONAL REVOLVER**

- identical to description of Long Range Conventional Pistol BUT
- MUST be a revolver
- loaded with 5 rounds and fired as a revolver

**(vii) LONG RANGE UNLIMITED PISTOL**

- 8lb (3.63Kg) maximum weight unloaded with magazine
- maximum 15 inches (381mm) sight radius
- barrel no longer than 15 inches (381mm) measured from breech face to muzzle (revolver barrel measurement will not include cylinder)
- Metallic Sights ONLY
- Fore-end nowhere wider than a pair of straight lines drawn from points 2 ¼ inches (57mm) apart at the breech end of the fore-end to points 2 inches (50mm) apart at the tip of the fore-end
- Symmetrical fore-end left to right ie. one side of the fore-end is a mirror image of the other

**(viii) CONVENTIONAL SMALLBORE PISTOL**

- 5lb (2.27Kg) maximum weight complete with all sighting equipment
- barrel no longer than 12 inches (304mm) measured from breech face to muzzle (revolver barrel measurement will not include cylinder)
- any action type except bolt action (including turn bolt or straight pull)
- pistol must be or have been a catalogue item readily available to the general public, equipped with metallic sights
- MUST be chambered for ONLY .22 calibre short, long or long rifle rimfire cartridges

**Permitted**

- (a) Any older gun brought up to current factory specifications using only factory catalogue sights and other accessories
- (b) Non-functional protective or decorative external finishes eg. engraving, inlays, inscriptions

- (c) Replacement of Metallic Sights
  - sighting plane not more than 1 ½ inches (38mm) above the pistol (top of receiver / barrel)
  - must be furnished by a manufacturer
  - may not be altered
  - original sights may be replaced with sights which were specifically manufactured to fit the handgun without alteration to the sights, sight assembly or handgun
- (d) Replacement of grips and fore-end with custom or hand-made
  - heel rest may extend at a right angle to the grip only
  - rear part of frame or grip which rests on top of the hand between thumb and forefinger must not be longer than 1 ½ inches (38mm)
  - checkering / stippling allowed
- (e) Wide “target” style hammers, triggers and hammer shoes
- (f) Rebarrelling with any standard barrel similar in size and dimension to the original

**Prohibited**

- (a) Metallic Sights with
    - covered rear sights and sight tubes
    - replacement sights that extend sight radius by more than 1 inch (25mm)
    - front sights or assemblies that extend beyond the muzzle
  - (b) Any sighting device programmed to activate the firing mechanism
  - (c) Any part of grip or accessories which encircle the hand
  - (d) Heel rest or thumb rest with upward curvature
  - (e) Downward curvature of side opposite the thumb
  - (f) Additional devices or modifications which aid in holding, gripping or supporting the pistol
- (ix) **CONVENTIONAL SMALLBORE REVOLVER**
- identical to description of Conventional Smallbore Pistol BUT
  - MUST be a revolver
  - loaded with 5 rounds and fired as a revolver
- (x) **UNLIMITED SMALLBORE PISTOL**
- 8lb (3.63Kg) maximum weight unloaded with magazine
  - maximum 15 inches (381mm) sight radius
  - barrel no longer than 15 inches (381mm) measured from breech face to muzzle (revolver barrel measurement will not include cylinder)
  - Metallic Sights ONLY
  - Fore-end nowhere wider than a pair of straight lines drawn from points 2 ¼ inches (57mm) apart at the breech end of the fore-end to points 2 inches (50mm) apart at the tip of the fore-end
  - Symmetrical fore-end left to right ie. one side of the fore-end is a mirror image of the other

- MUST be chambered for ONLY .22 calibre short, long or long rifle rimfire cartridges

**(xi) UNLIMITED SMALLBORE STANDING PISTOL**

- 8lb (3.63Kg) maximum weight unloaded with magazine, including scope and mounts
- maximum 15 inches (381mm) sight radius
- barrel no longer than 15 inches (381mm) measured from breech face to muzzle (revolver barrel measurement will not include cylinder)
- MUST be chambered for ONLY .22 calibre short, long or long rifle rimfire cartridges

**Permitted**

- (a)** Telescopic or other optical sights



**Prohibited**

- (a)** Any sighting device programmed to activate the firing mechanism

**3. TARGETS** (NRA Pistol Rules- Section 4)

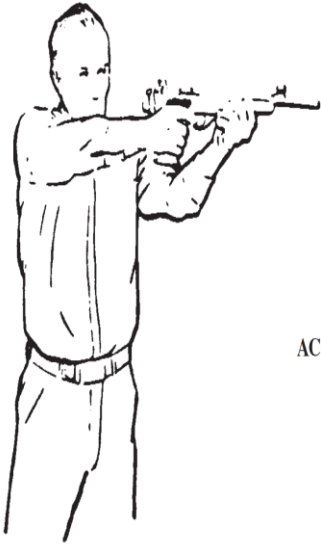
- Feet and top of stands should be same size with maximum variation of 10%
- Top of the stand for LONG RANGE events should not be less than 6 inches above the ground
- All feet of one-half scale targets (Hunter's Pistol) should be 2 inches (50mm) X 4 inches (102mm) long
- All feet of three-eighth scale targets (Smallbore Pistol) should be 2 inches (50mm) X 4 inches (102mm) long
- All target stands for Hunter's Pistol, Smallbore Hunter's Pistol, Smallbore Pistol and Long Range Pistol at closer than 100m MUST be protected by a deflector or an absorbing material such as timber, dirt etc. to prevent bullet fragmentation ricochet
- Full size RAMS will be set approximately 1 ¼ inches (32mm) forward of the rear edge
- Hunter's Pistol, Smallbore Hunter's Pistol and Smallbore Pistol targets are to be set full foot and flush with back of stands
- Spacing a minimum one target width apart but not more than 3 ½ widths tail to head

**4. POSITIONS** (NRA Pistol Rules- Section 5)





ILLUSTRATIONS INDICATE SOME NON-ACCEPTABLE  
STANDING POSITIONS




ACCEPTABLE




NOT ACCEPTABLE



NOT ACCEPTABLE



NOT ACCEPTABLE



**NOT ACCEPTABLE**

#### **5. RANGE STANDARDS (NRA Pistol Rules- Section 6)**

- Firing Line immediately in front of Firing Points
- Each Firing Point
  - numbered to correspond to bank of targets
  - minimum width 6 feet (1.83m)

#### **Distances**

- Long Range Pistol (50, 100, 150 and 200m)
- Hunter's Pistol (40, 50, 75, 100m)
- Smallbore Pistol (40, 50, 75, 100m)
- Smallbore Iron Sight Standing (20, 30, 40, 50m)

#### **Target and Firing Point Identification**

- Each bank of 5 animals shall be distinguished from every other bank of the same animal by number boards legible from the Firing Line  
Being placed above or below the centre of each bank
- Each set of 10 animals shall be readily distinguishable from every other set of 10 animals by the use of brightly coloured panels between continuous sets of 10
- Each Firing Point to be marked by numbered small silhouettes or other devices so as to readily identify which Firing Point is used for each bank of animals
- Down range flags set at the end or ends of each target line to indicate wind and that the Range is in use  
(Any bright colour but NOT red or orange)

## 6. COURSES OF FIRE (NRA Pistol Rules- Section 7)

### Long Range Pistol

- 50m Chickens
- 100m Pigs
- 150m Turkeys
- 200m Rams

### Hunter's Pistol

- 40m Chickens
- 50m Pigs
- 75m Turkeys
- 100m Rams

### Smallbore Pistol

- 40m Chickens
- 50m Pigs
- 75m Turkeys
- 100m Rams

### Smallbore Iron Sight Standing

- 20m Chickens
- 30m Pigs
- 40m Turkeys
- 50m Rams

## 7. TIME ALLOWANCES (NRA Pistol Rules- Section 8)

- (a) Ready Time - 30 seconds
- (b) 2 Minutes to fire five shots, left to right, one shot on each target for a bank of 5 targets
- (c) Alibis – 30 seconds for each unfired round of the series for which the alibi is allowed
- (d) Shoot-offs allow 30 seconds for each shot fired
- (e) Minimum of 30 seconds allowed between the commands “Cease Fire” and “Ready”

## 8. TOURNAMENT CONDITIONS (NRA Pistol Rules- Section 9)

**8.1 Changing pistols** -Competitors are to use the same pistol during a single match. If a pistol becomes disabled at any time and is designated as such by the Chief Range Officer, all shots fired up to the time the claim is made will stand as part of the official score.

**8.2 Sighting Shots** - Sighting shots are not allowed as part of the course of fire in Pistol Metallic Silhouette matches.

**8.3 Defective Cartridge** - A defective cartridge is one:

- (a) which has such evident structural defect as to cause a misfire or to cause a pistol to fail to function.
- (b) Which does not fire.
- (c) From which the bullet has not left the barrel (no claim for a defective cartridge will be allowed if the bullet has left the barrel).

**8.4 Disabled pistol** - a disabled pistol is one

- (a) That cannot be safely aimed or fired

- (b) That has suffered damage so it cannot be fired or will not function properly.
- (c) That has suffered the loss of a sight or damage to the sights.  
The fact that sights are improperly adjusted does not constitute disablement.

(For procedure in the event of a disabled pistol see: 10.9)

**8.5 Malfunction** - Failure of the pistol to function properly due to mechanical defects or to defective ammunition.

Functional failures due to improper manual operation are not to be considered malfunctions.

(For procedure in the event of a malfunction see: 10.9)

**8.6 Examination of Firearms** – Pistols must be weighed, measured and certified before being fired in a match. In case of a malfunction certified by the Range Officer, any replacement pistol **MUST** be certified.

**9. RANGE COMMANDS and CONTROL** (NRA Pistol Rules- section 10)

All actions must be open, detachable magazines removed and pistols kept unloaded in a case or other safe place with Empty Chamber Indicator in place, except when on the Firing Line **AFTER** the command “READY” is given.

Pistols may be carried in a case, or similar container (**NO HOLSTERS**) but must be unloaded at all times.

When the command “CEASE FIRE” has been given, pistols will be unloaded in the presence of the scorer, who will check the pistol and it shall be placed either on the shooting stand, bench or shooting pad to await the next series, or if the relay is completed, cased or contained before removal from the Firing Line.

The following commands are common to all events -

**RANGE OPEN** : For shooting

**SHOOTERS TO THE LINE** : Shooters / Detail come forward to the Firing Line to their designated Firing Point, placing pistol and 5 rounds of ammunition either loose or loaded in a detachable magazine on the shooting stand, and may not touch them until the command “READY” is given.

**For your first bank of 5 animals** (1 second pause) **READY**:

Range Officer listens for “Not Ready” replies. **30 seconds elapse**

Competitors may handle pistols, dry fire, set sights and load

**FIRE** : Command given verbally, via audible signal. **2 minutes for 5 shots left to right – one shot on each animal in the bank**

**CEASE FIRE** : All firing to cease immediately, pistols unloaded, detachable magazines removed and ECI’s inserted immediately. Actions remain open.

**For your second bank of 5 targets** **READY**: Range Officer listens for “Not Ready” replies. **30 seconds elapse**

**FIRE** : Command given verbally, via audible signal **2 minutes for 5 shots left to right – one shot on each animal in the bank**

**CEASE FIRE** : All firing to cease immediately, pistols unloaded, detachable magazines removed and ECI’s inserted immediately. Actions remain open.

Pause 3 seconds and announce “**ARE THERE ANY ALIBIS?**”

**ACTIONS OPEN; INSERT EMPTY CHAMBER INDICATORS; SHOOTERS, MAKE THE LINE SAFE :** Scorers check pistols are all clear  
**REMOVE YOUR EQUIPMENT FROM THE LINE RANGE SAFE; GO FORWARD; STAND TARGETS :** Shooters move forward, stand and paint targets.

**10. SCORING (NRA Pistol Rules –Section 14)**

- All shots are scored by marking “O” for a miss or “X” for a hit in the correct spaces on the score card.
- Hits out of sequence are scored as misses
- Ricochet hits fired in sequence at properly designated targets count as hits
- Shooter is responsible for checking with scorer immediately after firing 5 shots to be sure that credit has been given for the correct number of hits.  
Both sign the score card when satisfied that all is correct.  
If a correction is necessary, this must be done and initialed by the Range Officer.

**11. DECISION OF TIES (NRA Pistol Rules –Section 15)**

**12. PROTESTS and APPEALS (As per SSAA Standard Procedures)**

**13. GRADING (NRA Pistol Rules –Section 19)**

HUNTER'S PISTOL STANDING (Scoped or Metallic Sights)	HUNTER'S PISTOL METALLIC SIGHTS STANDING	SMALLBORE HUNTER'S PISTOL METALLIC SIGHTS 50m STANDING	
MASTER 36 to 40	MASTER 30 to 40	MASTER 30 to 40	
AAA 30 to 35	AAA 23 to 29	AAA 23 to 29	
AA 22 to 29	AA 16 to 22	AA 16 to 22	
A 15 to 21	A 8 to 15	A 8 to 15	
B 0 to 14	B 0 to 7	B 0 to 7	
LONG RANGE UNLIMITED STANDING PISTOL (Scoped)	LONG RANGE CONVENTIONAL PISTOL (Freestyle)	LONG RANGE CONVENTIONAL REVOLVER (Freestyle)	LONG RANGE UNLIMITED PISTOL METALLIC SIGHTS (Freestyle)
MASTER 37 to 40	MASTER 40	MASTER 39 to 40	MASTER 40
AAA 31 to 36	AAA 34 to 39	AAA 33 to 38	AAA 38 to 39
AA 25 to 30	AA 27 to 33	AA 26 to 32	AA 32 to 37
A 15 to 24	A 18 to 26	A 19 to 25	A 26 to 31
B 0 to 14	B 0 to 17	B 0 to 18	B 0 to 25
UNLIMITED SMALLBORE STANDING PISTOL (Scoped)	CONVENTIONAL SMALLBORE PISTOL (Freestyle)	CONVENTIONAL SMALLBORE REVOLVER (Freestyle)	UNLIMITED SMALLBORE PISTOL METALLIC SIGHTS (Freestyle)
MASTER 36 to 40	MASTER 38 to 40	MASTER 36 to 40	MASTER 40
AAA 30 to 35	AAA 33 to 37	AAA 32 to 35	AAA 37 to 39
AA 22 to 29	AA 24 to 32	AA 24 to 31	AA 30 to 36
A 15 to 21	A 18 to 23	A 17 to 23	A 25 to 29
B 0 to 14	B 0 to 17	B 0 to 16	B 0 to 24

- 13.1 Establishing Grades** - A competitor will receive their first grading on the basis of their first 40 shot match fired.  
In a Championship an ungraded competitor would be marked as "Ungraded" until completion of the match, upon which they will be placed in a grade based on that score.
- 13.2 Reclassification**
- A competitor in "B" Grade who shoots 2 scores of "A" Grade or above will advance to "A" Grade.
  - A competitor in "A" Grade who shoots 3 scores of "AA" Grade or above will advance to "AA" Grade.
  - A competitor in "AA" Grade who shoots 3 scores of "AAA" Grade or above will advance to "AAA" Grade.
- NB:** 5 scores will be needed to move from "AAA" Grade to "Master" Grade In Unlimited Freestyle (Full Size).
- Previously carried forward high scores will be used to reclassify upwards.
- 13.3 Double Grade Breaks**
- If a competitor shoots a score which is 2 or more grades above the currently held classification, that competitor shall be reclassified to one class below the grade in which the high score falls eg. If a "A" Grade competitor shoots a "AAA" Grade score, that competitor will immediately be reclassified to "AA" Grade for THAT match and thereafter.
- 13.4 Downgrading**
- Lower classification MAY be considered after a competitor has fired 12 consecutive scores in a lower classification and competitor will need to petition the Discipline Chairman in writing, with grading evidence, for this to be considered.
- 13.5 Proof of grade**
- The Queensland Grading Register is the only proof of grading accepted.
- 13.6 Nominating to a higher Grade**
- A shooter can elect to shoot in a higher grade for a match, provided nomination is made prior to the commencement of the match, and there are a minimum of three shooters already competing in the higher grade.
- 14. STATE CHAMPIONSHIP AWARDS**
- 14.1** Queensland State Championships (shoulder-to-shoulder) will consist of 10 events :-
- a) Hunter's Pistol Standing
  - b) Hunter's Pistol Metallic Sights Standing
  - c) Long Range Unlimited Standing Pistol

- d) Long Range Conventional Pistol
- e) Long Range Conventional Revolver
- f) Long Range Unlimited Metallic Sights
- g) Smallbore Unlimited Standing Pistol
- h) Smallbore Conventional Pistol
- i) Smallbore Conventional Revolver
- j) Smallbore Unlimited Metallic Sights

**14.2** Queensland Championship medals will be awarded for the first 3 places in each grade in each of the contested matches

**14.3** Queensland Championship medals will be awarded for the highest placed junior in each of the contested matches

**NB** If there are Under 15 Juniors as well as Juniors 15 up to 18, medals will be awarded for the highest placed junior in each of these sections of the contested matches

**14.4** Queensland Championship medals will be awarded for the first 3 places in the 10 match Open Aggregate

**14.5** Queensland Championship medals will be awarded for the first 3 places in the 10 match Junior aggregate

**14.6** Queensland Championship medals will be awarded for the first 3 places in the 10 match Veteran aggregate

**15. STATE POSTAL CHAMPIONSHIP AWARDS**

**15.1** Queensland State Postal Championships may consist of any or all of the listed 11 events :-

- a) Hunter's Pistol Standing
- b) Hunter's Pistol Metallic Sights Standing
- c) Long Range Unlimited Standing Pistol
- d) Long Range Conventional Pistol
- e) Long Range Conventional Revolver
- f) Long Range Unlimited Metallic Sights
- g) Smallbore Unlimited Standing Pistol
- h) Smallbore Conventional Pistol
- i) Smallbore Conventional Revolver
- j) Smallbore Unlimited Metallic Sights
- k) Smallbore Hunter's Pistol Metallic Sights 50m Standing  
(formerly known as 50m Iron Sights)

**15.2** Queensland Postal Championship certificates and special prizes will be awarded at the discretion of the Discipline Chairman, in the various sections.